

COLLEGE PARTNERSHIP



What is Web3 ?

Web3 refers to the third generation of the internet, which is built on decentralized networks and technologies such as blockchain. This evolution allows users to interact in a peer-to-peer manner without the need for centralized intermediaries




How it started: In 2008 bitcoin came to existence with a whitepaper by satoshi nakamoto



Origin of Ethereum: In 2013, Ethereum introduces the concept of a programmable blockchain that can execute scripts using an international network of public nodes. This innovation paved the way for smart contracts and decentralized applications (DApps).



Current Scenario of Web3: As of today with total Market Cap of 994 billion there are 1000+ active blockchain networks and lakhs of startups and apps on them





Growth of Web3 & Blockchain



25%

of top global transaction banks will use blockchain

Source: IDC



10%

of global GDP will be stored on blockchains or blockchain related technology by 2027

Source: World Economic Forum



US\$ 176 billion

business value added by blockchain by 2027, then surging to exceed \$3.1 trillion by 2030

Source: Gartner

“10% of Global GDP will be Stored on Blockchain by 2027”

- World Economic Forum (WEF)



Growth of Web3 & Blockchain

Blockchain's economic impact around the world

By Country

Global



By Application

Total blockchain impact



in 2030 \$ 1756.5 billion (1.4%)

China | \$440.4bn

France | \$58.5bn

Germany | \$95.3bn

India | \$62.2bn

Italy | \$25.4bn

Japan | \$72.3bn

Luxembourg | \$1.69bn

Spain | \$24.3bn

Sweden | \$17.6bn

United Arab Emirates | \$6.16bn

United Kingdom | \$72.2bn

United States | \$407.2bn

Rest of World | \$473.3bn



PwC Economists: Blockchain technology on track to deliver US \$1.76 Trillion to global economy by 2030 and most businesses will be using blockchain technology by 2025

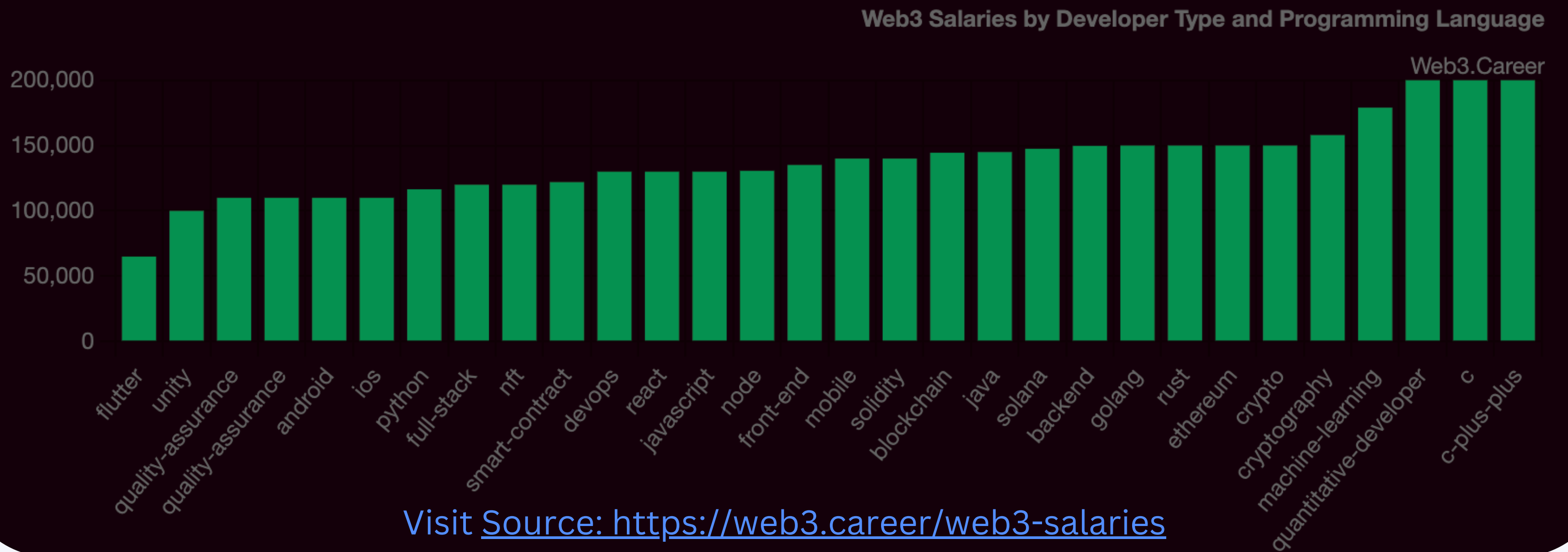
Job market of Web3



Salary trends of Web3



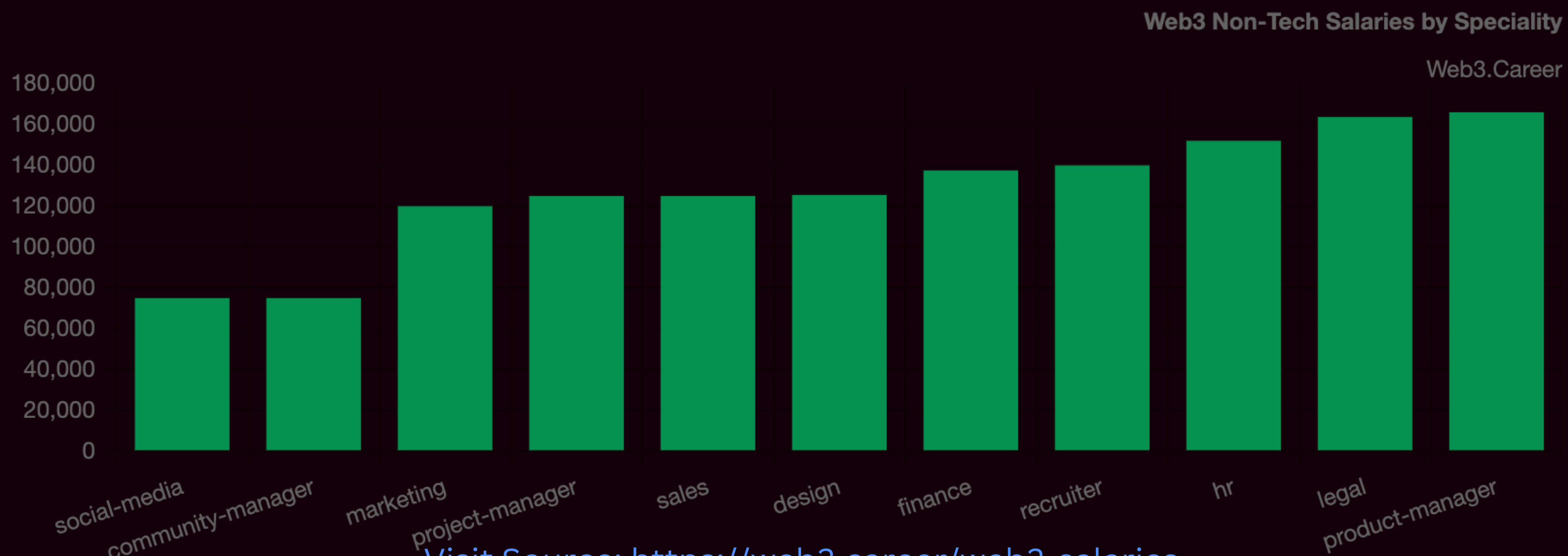
Web3 Salaries by Developer Type and Programming Language



Salary trends of Web3



Web3 Non-Tech Salaries by Speciality

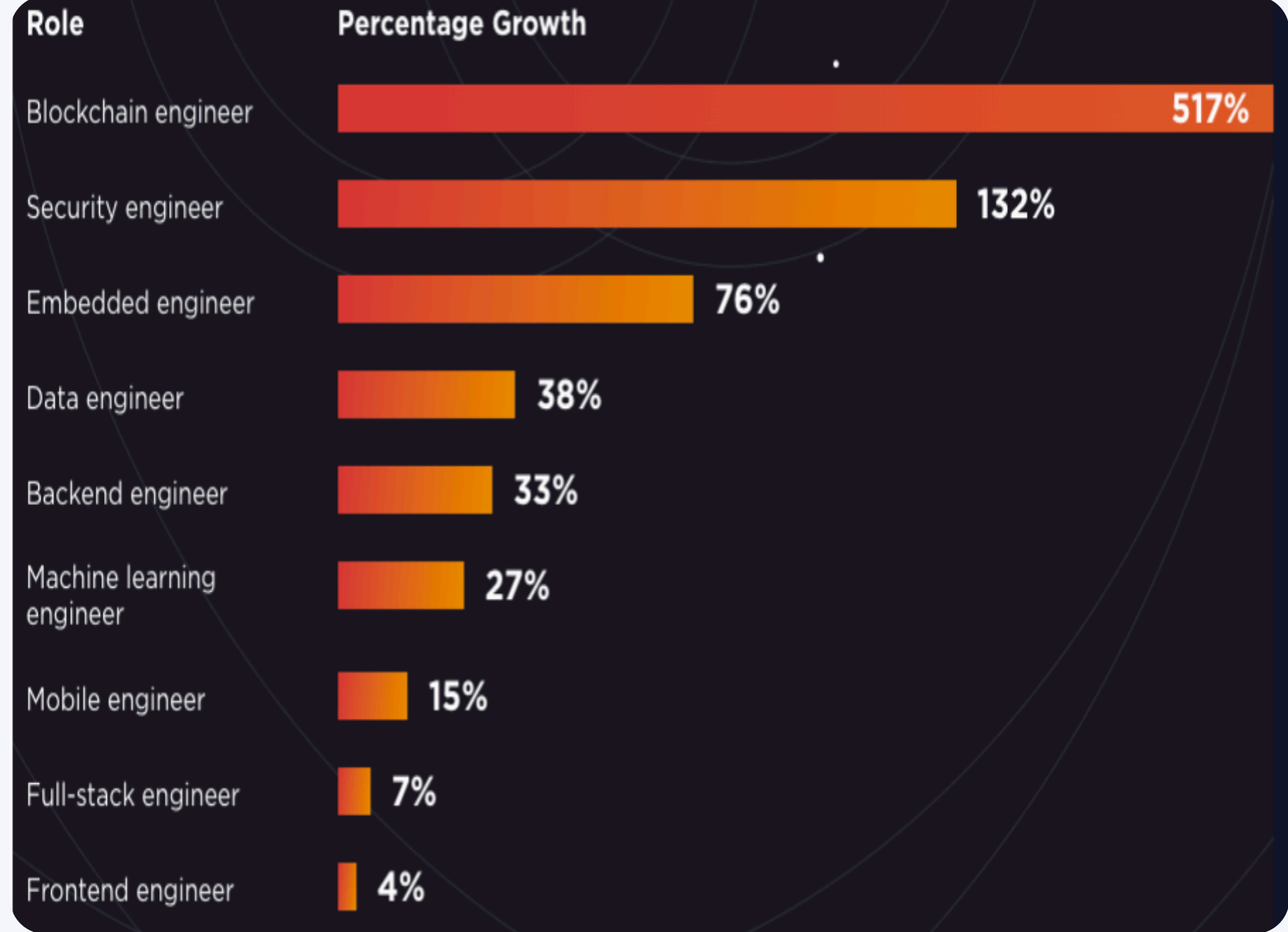
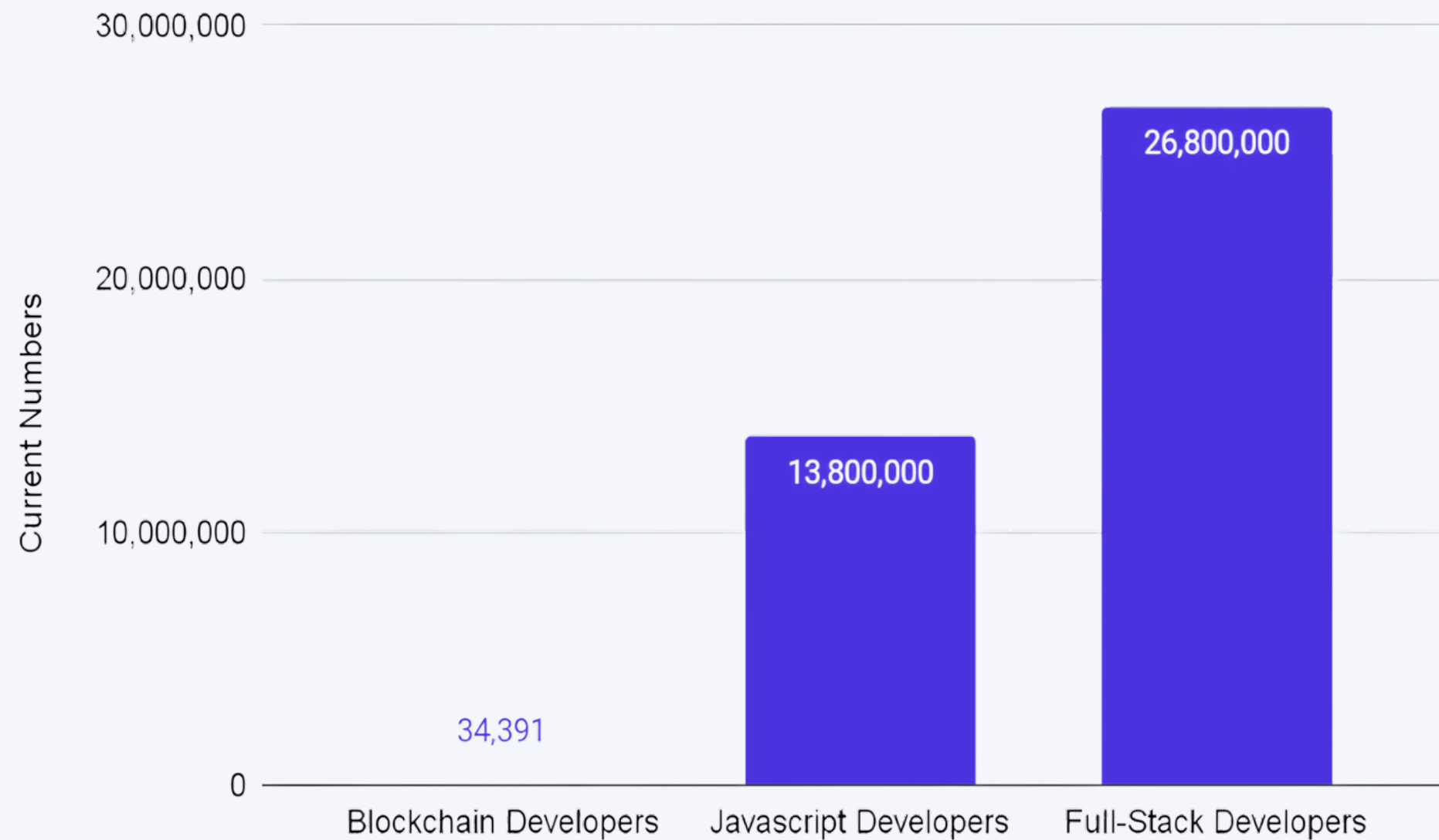


Visit Source: <https://web3.career/web3-salaries>

Skill Gap in Web3



Web3 v. Web2 Developer Landscape



Current College Conditon



As an academician You know the condition better than us

- ✗ Limited Formal Courses**
- ✗ No Web3 culture/clubs in colleges**
- ✗ Limited Industry–Academia Collaboration**

Benefits of Web3 Curriculum

Less time Requirement

At it's minimum only 2 Elective courses are sufficient to start web3 journey



New opportunity opening

Web3 knowledge adds an extra sector to your career options, enhancing placement opportunities.



Minimum Pre-requisites

Easily start with just basic tech knowledge, no extensive background required.



How we can help you achieve this?



What is SwapSo Academy ?



SwapSo Academy is an initiative by SwapSo which is building a Bitcoin financing platform that makes bitcoin accessible to the masses.

SwapSo academy is focused on bridging the gap between Blockchain education and indian universities to make india future ready with blockchain education

- ✓ Founded by IIT Bombay grads
- ✓ Funded by Startup India Seed fund
- ✓ DPIIT Recognised
- ✓ Microsoft for startups founder hub
- ✓ Stanford seed spark
- ✓ Incubated at WISE, Mumbai
- ✓ Winner soonami venturethon



University Offerings



With a motivation to make our youth web3 ready,
SwapSo is providing 3 major services to the universities




Blockchain/Web3 Electives

SwapSo can provide all the help and resources required to start running Blockchain based elective courses



Blockchain based degree programs

SwapSo can provide all the educational resources and manpower required to start diploma or fulltime program based on Blockchain under the university.



SwapSo College Chapters

SwapSo can establish and remotely manage student college chapters/Clubs to spread web3 awareness by organising events, seminars and hackathons.

Proof of Work



University of Pune



- Partnered with SPPU for Blockchain based Diploma courses
- Running 2 Online batches with SPPU for their Postgraduate online diploma course on Blockchain Product management and Blockchain technology.
- We are partner with SPPU for their 3 year Blockchain BS undergraduate degree.
- In this partnership we are knowledge partner that provide all the required course educators, content and resources.
- We recently provided offline Professor for BS degree in SPPU.

Proof of Work



University of Bhilai



- Partnered with Chhattisgarh Swami Vivekanand Technical University for opening a web3 club in their college managed by SwapSo
- In talk to start Blockchain & Web3 based electives in the colleges
- Organise a web3 hackathon in partnership with CSVTVU

THANK YOU!



EMAIL

Academy@swapso.io




CALL

+91 9145640374

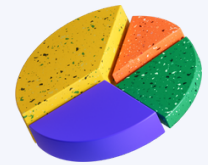


WEBSITE

Swapso.io



Service Introduction



Digital Marketing




Social Media Managing



Affiliate Marketing





Growth of Web3

- ✓ Increase in number of products
- ✓ Increase in profit
- ✓ Customer satisfaction and reviews.

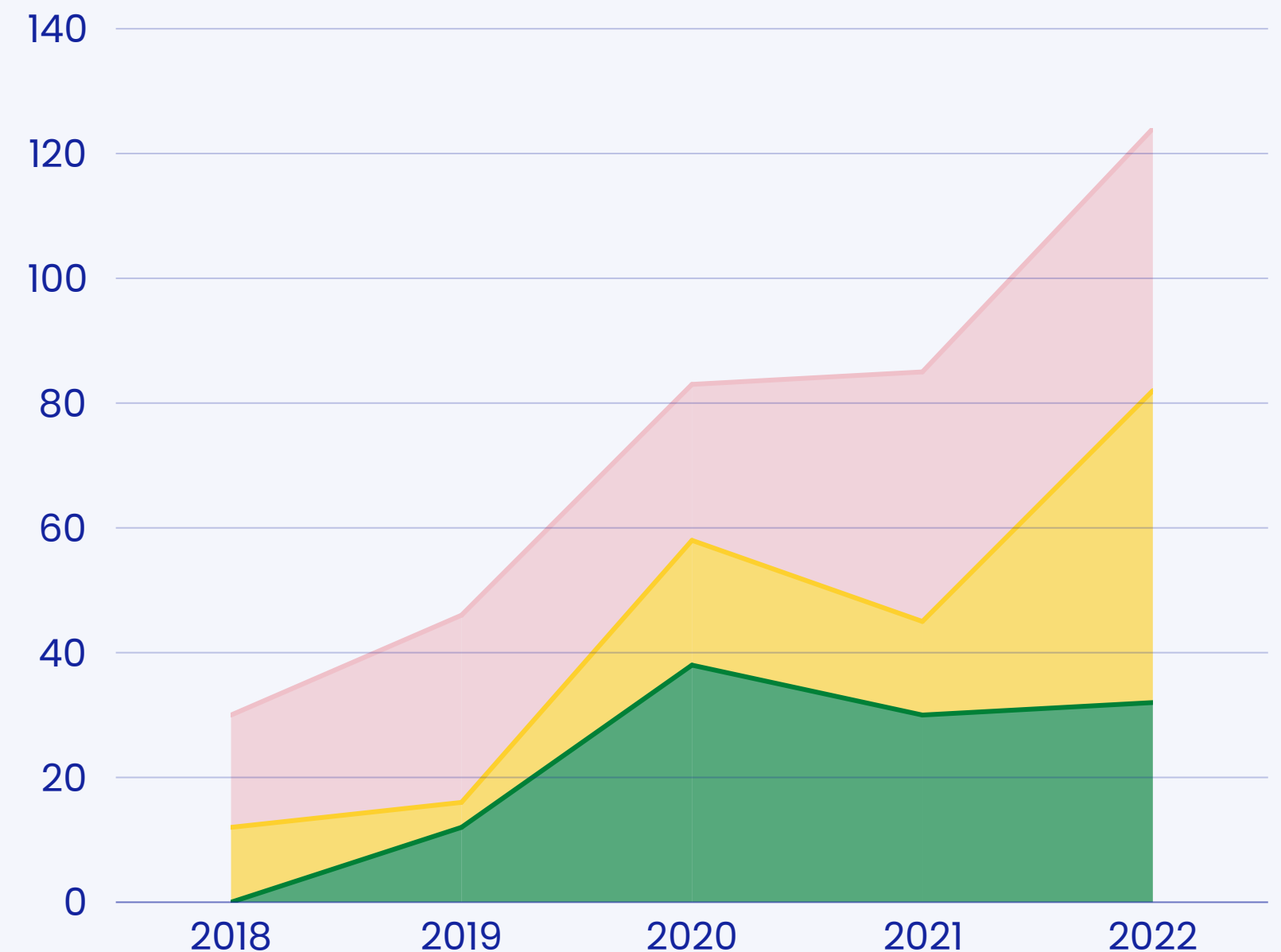


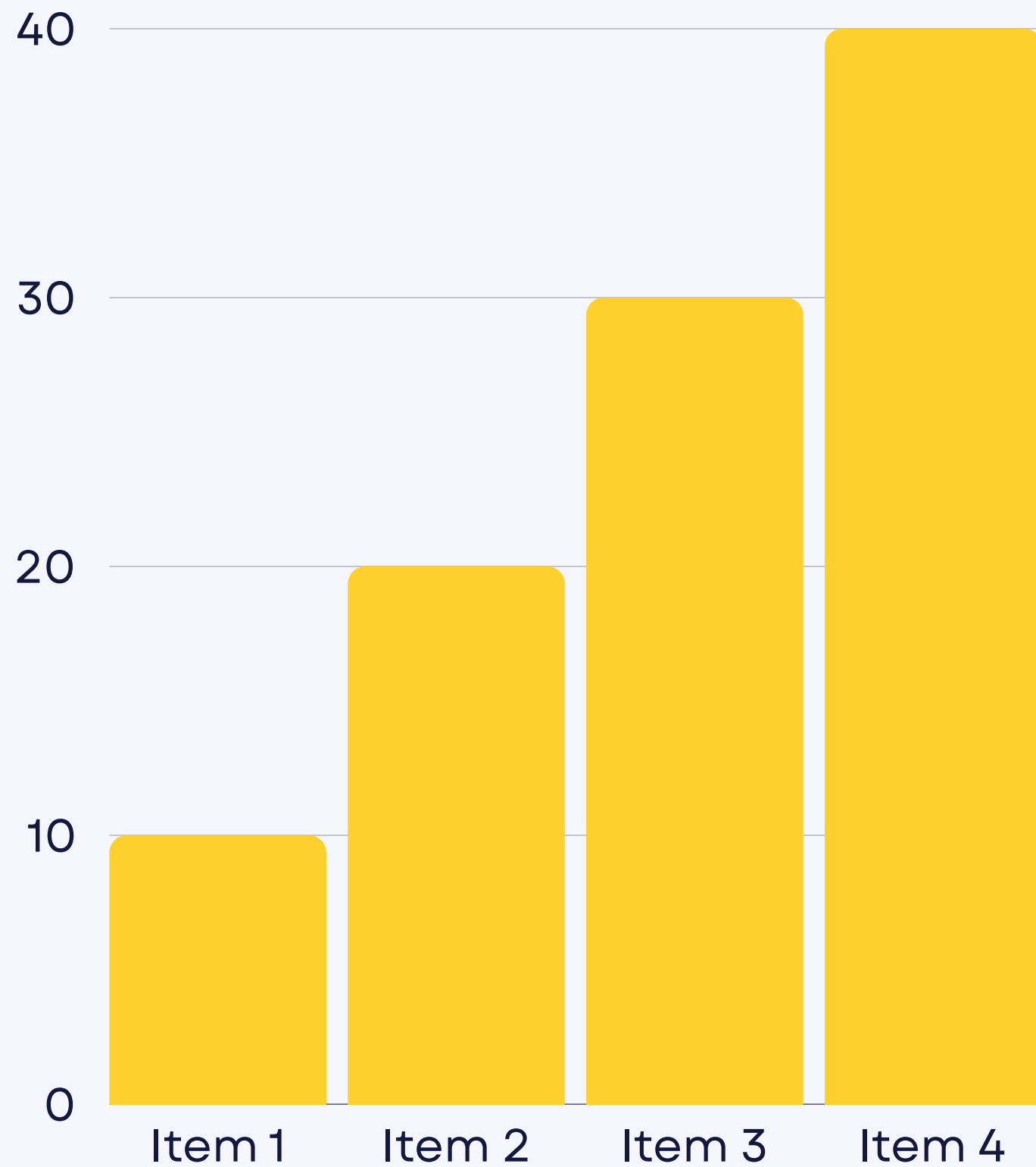
The Problem



DESCRIBE THE MAIN OBJECTIVE OF YOUR COMPANY

Describe what your business does and what your objective is. What kind of problems do you solve for people?





Better Solution



Social media marketing

Different social media platforms to market the products.



Digital marketing

Using a different search engine and website to market products to the audience.

Our Important Values

What are the values of your company that you promise to your customers.



Increase in
customers



Decrease in money
marketing





Who We Are?

Small businesses find it difficult to raise money for the business. A pitch deck gives the investors a combined and short picture of the business.



Annual Revenue

Your Annual revenue will come here.



User Growth

Your user growth for last month.



Customers

Number of customer



Key Trends



Gender of your audience



Other Factors



Interest of the audience



Shopping interest




Demographic

Satisfaction Factors





Expected Growth



- ✓ Increase in number of products
- ✓ Increase in profit
- ✓ Customer satisfaction and reviews.





Data Analysis

The complete data for the whole year of 2022.

81%
January



79%
February



92%
March



69%
April



95%
April



Business Strategy



Plan

Proper planning of all the goals according to the months



Adapt and improve

Adapt the plan, measure the progress and improve.

Plan

Adapt

Improve



Revenue Chart

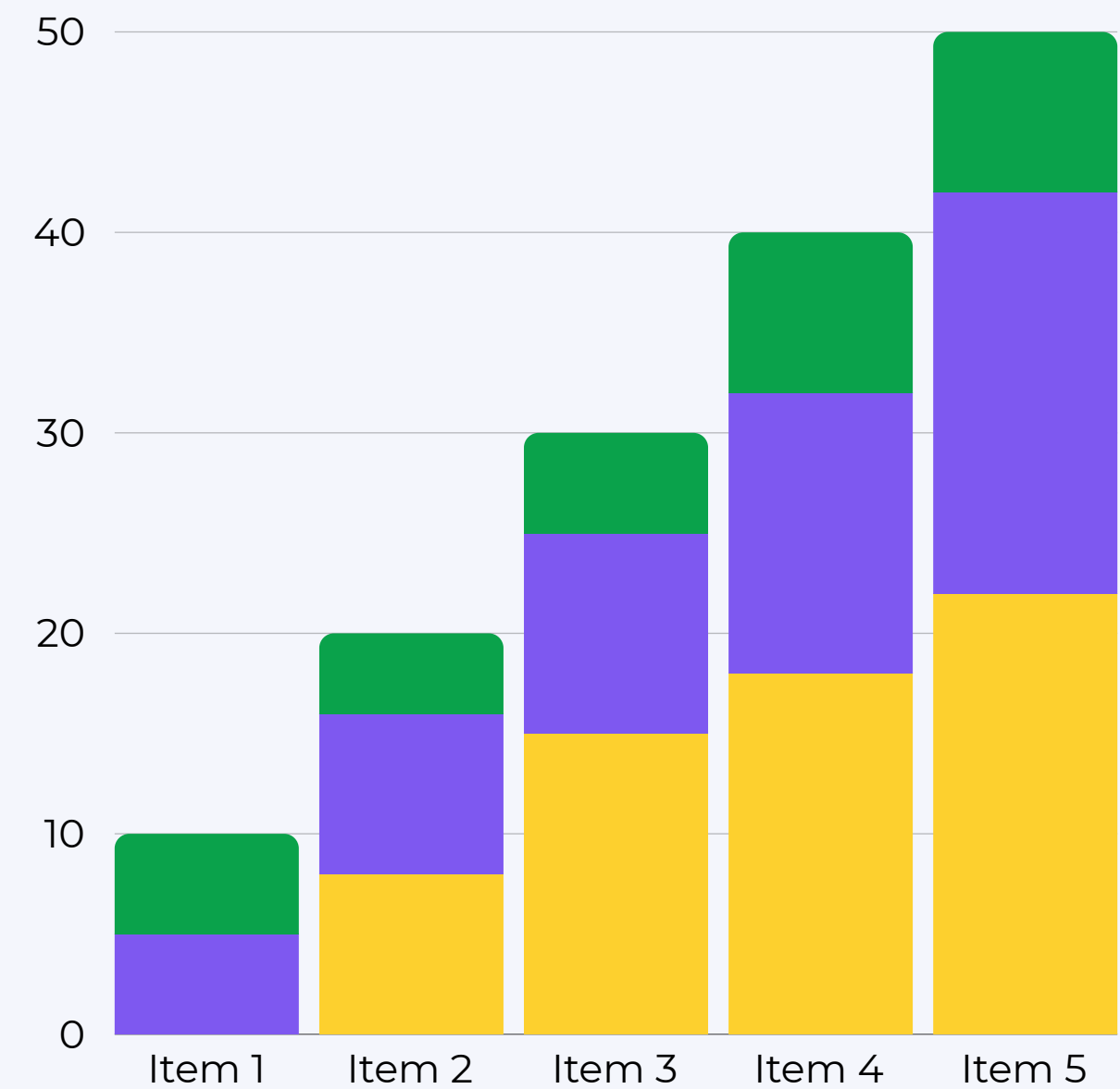
The revenue chart for the past three years with the current year.



Profit



Revenue



Revenue Chart

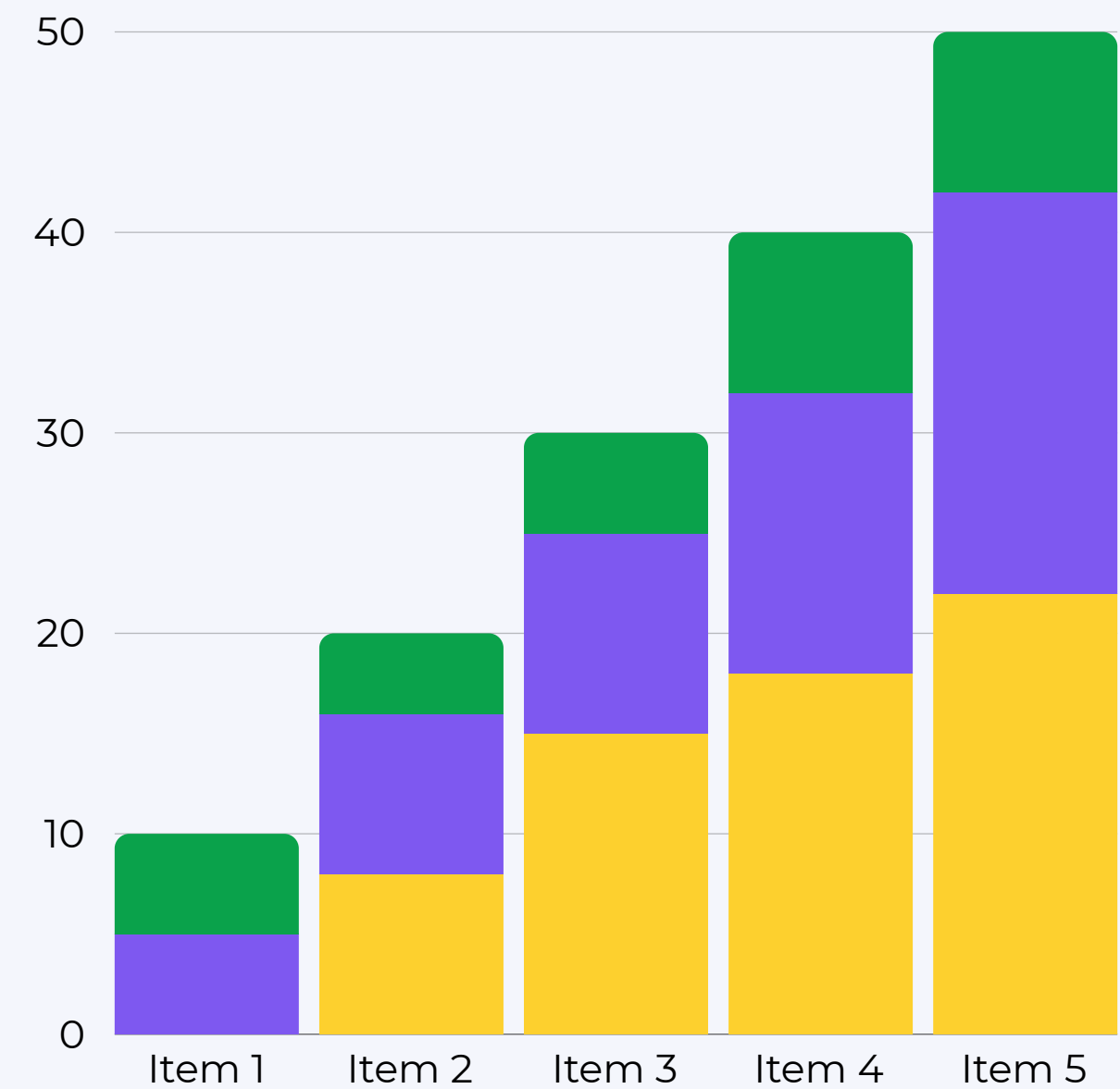
The revenue chart for the past three years with the current year.



Profit



Revenue



Funding Plan



89%

The funding will be received from investors

You funding plan and graphs will go here.

